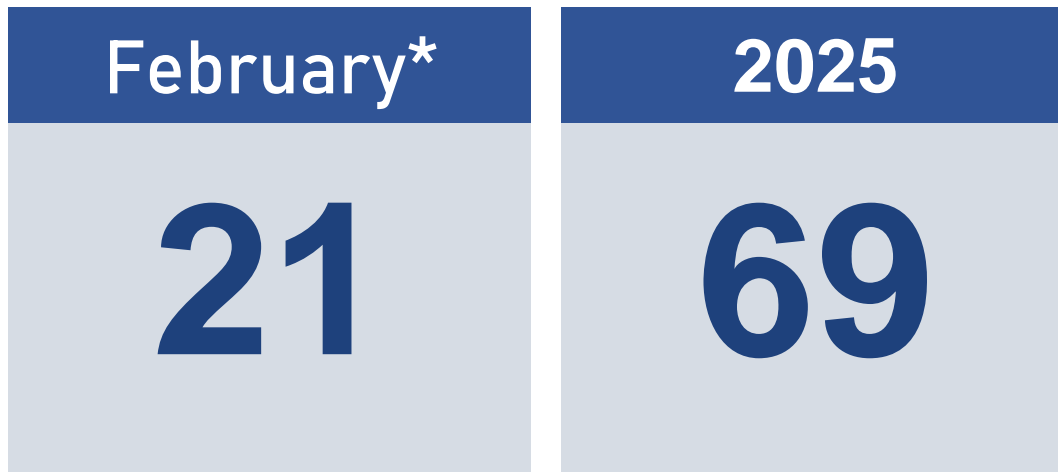


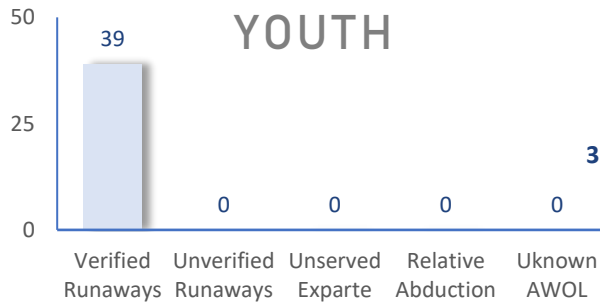
The following statistics show the status and demographics of absent Kansas foster youth and track DCF's successful recovery efforts.

## RECOVERED YOUTH

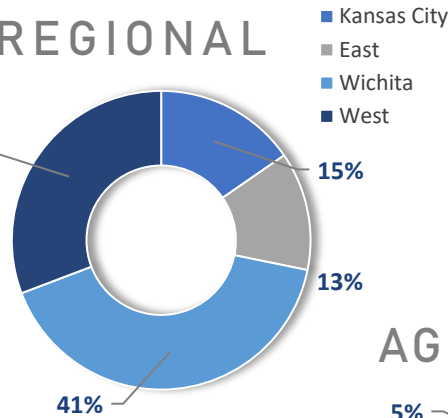


\*A youth may be recovered more than once per month.

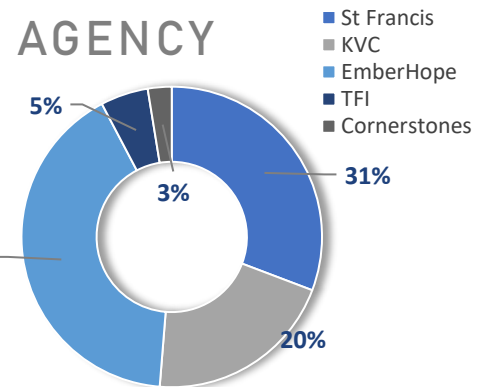
## CURRENT AWOL YOUTH



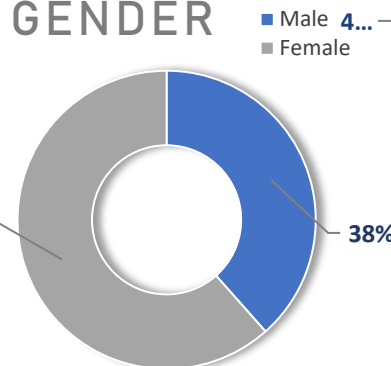
## REGIONAL



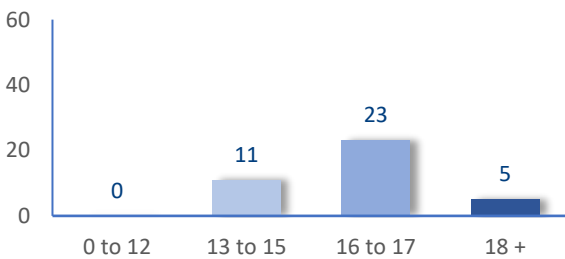
## AGENCY



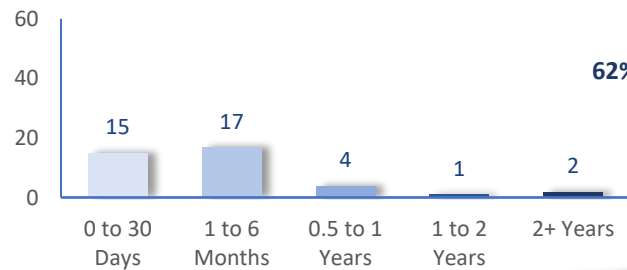
## GENDER



## AGE



## TIME



## DAILY AWOL YOUTH

# 2025

December		January		February		March	
DATE	# AWOL	DATE	# AWOL	DATE	# AWOL	DATE	# AWOL
2	44	2	44	3	41	3	38
3	44	3	39	4	41	4	38
4	41	6	39	5	41	5	39
5	40	7	39	6	40	6	38
6	40	8	41	7	39	7	39
9	41	10	41	10	41	10	40
10	41	13	42	11	42	11	36
11	41	14	41	13	41	12	37
12	41	15	43	14	41	13	36
13	41	16	45	17	41	14	34
16	42	17	43	18	41	17	34
17	42	21	44	19	42	18	41
18	39	22	45	20	42	19	40
19	40	23	45	21	40	20	40
20	36	24	45	24	39	21	39
23	36	27	42	25	40	24	
24	36	28	43	26	40	25	
26	42	29	42	27	40	26	
27	37	30	41	28	40	27	
30	43	31	41			28	
31	41					31	